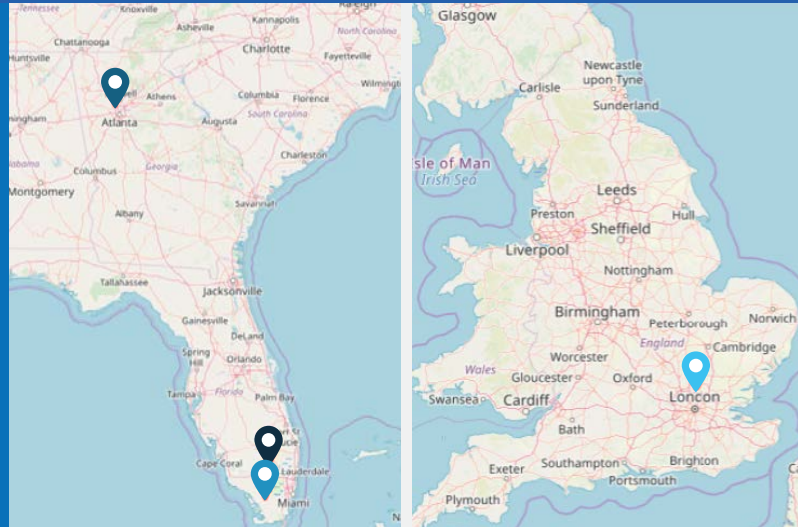


Guidance for **EVERY** step

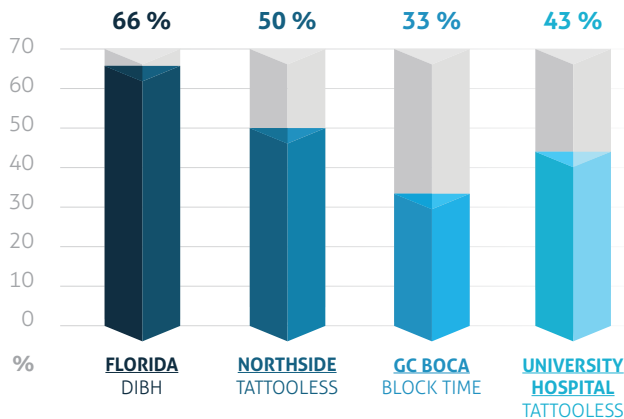
# CASE STUDY A COHORT OF 4 CANCER CENTERS

Increased time savings delivers financial efficiency.

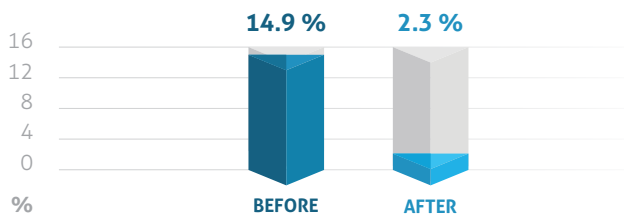


## TIME SAVINGS COHORT

Treatment Time Savings



Impact of SimRT™ on rescan rate – University Hospital Birmingham



“Using SimRT together with PatientSide and the Real Time Coach has reduced our DIBH rescan rate **from 14.9% to 2.3%**. This has reduced the need for rescans with associated contouring and planning work.”

**Julie Kilkenny**  
Technical Lead Practitioner (Pre-treatment) - Radiotherapy  
University Hospital Birmingham

## RESULTS

### Internationally renowned center in Weston, FL

- Transitioned all DIBH Breast patients from spirometry motion management system to AlignRT and reduced patient treatment time from 45 minutes to 15 minutes.
- Patient treatment block times were reduced consistently by 50% (20 to 10 minutes for typical treatments) due to less repeat imaging and more accurate initial setup with AlignRT.

### Northside Hospital Cancer Institute

- Mark / tattoo-free treatment and setup times with AlignRT produced an average reduction of in-room time by 14% compared to setup with skin marks and tattoos.
- Initial setup/verification appointment times were also reduced by as much as 50%.

### GenesisCare Boca Raton

- Patient treatment block times were consistently reduced by 33% (15 to 10 minutes for all treatments sites) due to fewer adjustments, better visualization, and the use of AlignRT on all patients.
- More efficient and streamlined workflows enabled GenesisCare to reduce expenses by 20% and reduce overtime by 1-2 hours per week for all staff – Radiation Oncologist, Physicist, Therapist, Front Desk.

### University Hospital Birmingham

- Patient treatment time with mark and tattoo-free technique decreased by 43% with AlignRT technology.
- Reduced planning rescan rates for DIBH patients by over 80% with SimRT™, PatientSide™ and Real Time Coach™.