

# Introducing...

# HORIZON™

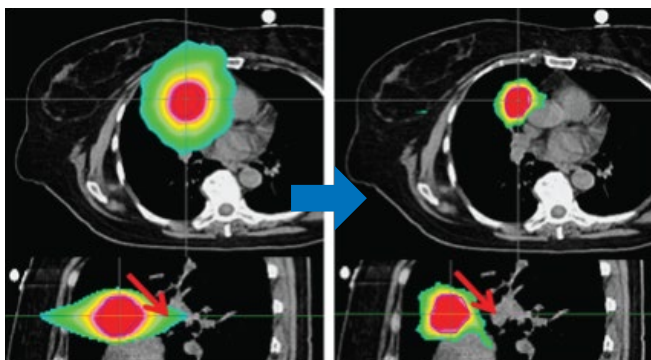


Work every angle for optimal plans\*  
Automatic dry run before every treatment\*  
Enables real-time beam visualization with DoseRT™\*


## THE FOUNDATION OF THE FUTURE

With nearly 2,000 systems in use and over 20 years experience in SGRT, our cameras are trusted for accuracy and effectiveness the world over. AlignRT® comes with the Horizon camera – opening completely new possibilities for radiation therapy.

**8MP whole body imaging capability**  
**Widest projection coverage**  
**Cherenkov Imaging Enabled**



**Freedom to plan tighter dose with help from full surface imaging**



**Visualization of beam for detection of errors - see more overleaf**

Horizon is 510(k) pending (Submitted August 2021).

\*Applications mentioned using Horizon camera are work in progress and will require additional purchase.

Dosimetry images courtesy of Ke Sheng PhD, University of California Los Angeles.

visionrt

*Safety. Ingenuity. Community.*



## Monitor Beam and Position in Real Time. Another World First for Vision RT.

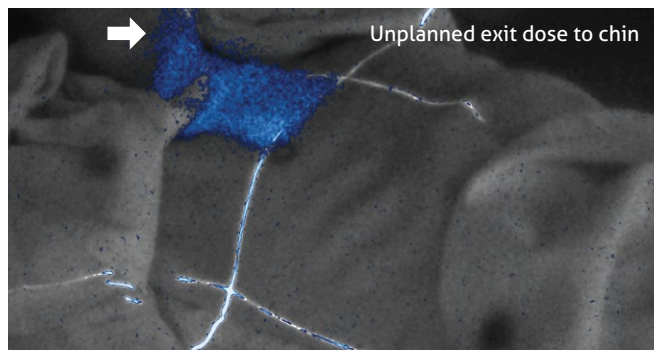
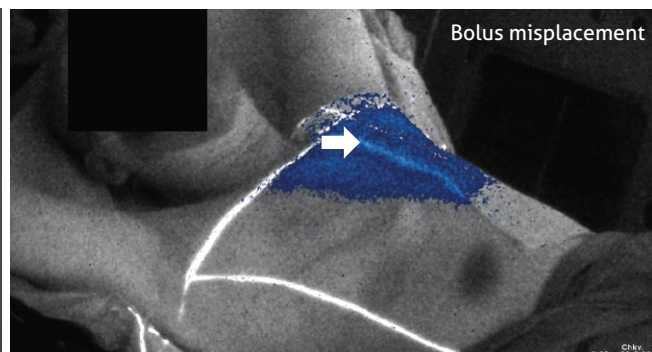
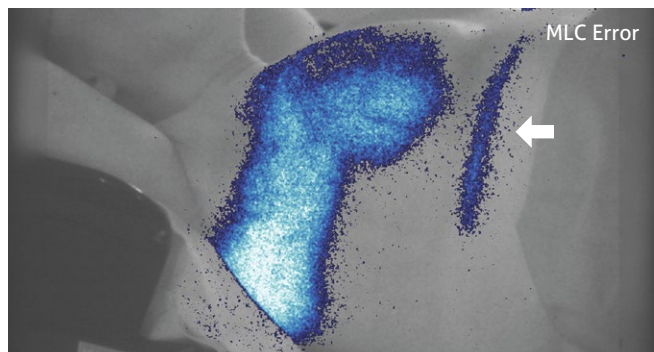
Published data suggests that **approximately 10%** of patients have errors in their treatment that can be detected<sup>1</sup> by Cherenkov Imaging.  
DoseRT brings together Cherenkov Imaging with AlignRT and Horizon cameras, to monitor both beam and patient position in real time.



### What is Cherenkov Imaging?

During radiation therapy, Cherenkov light is emitted from the patient's skin where the radiation beam enters or exits the body. Cherenkov Imaging uses highly sensitive cameras, synchronized with both the linac and SGRT, to visualize this light from the patient's skin.

### Delivery Incidents Caught by Cherenkov Imaging.



View and Download  
Incident Case  
Studies



©2022 Vision RT Ltd. All rights reserved.  
1016-0533 issue 1.1



Safety. Ingenuity. Community.

1. Jarvis LA et al. Initial Clinical Experience of Cherenkov Imaging in External Beam Radiation Therapy Identifies Opportunities to Improve Treatment Delivery. Int J Radiat Oncol Biol Phys. 2021 Apr 1;109(5):1627-1637.

Horizon and DoseRT are trademarks of Vision RT. Beamsite is a trademark of DoseOptics LLC.